



$W < P \leq W \times 20$

$P \leq 10$	$P - W \geq 1$
$10 < P \leq 20$	$W - W \geq 2$
$20 < P \leq 30$	$P - W \geq 3$



$W \leq P \leq W \times 20$

R = 0 Also available



$W \leq P$

$P \leq 10$	$P - W \geq 1$
$10 < P \leq 20$	$W - W \geq 2$
$20 < P \leq 30$	$P - W \geq 3$

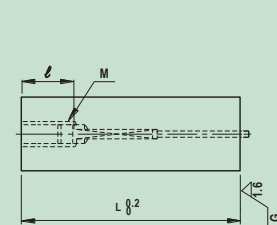


$W \leq P$

$0.20 \leq R < W/2$   
 $W - 2R \geq 1$   
0.01 mm. increments

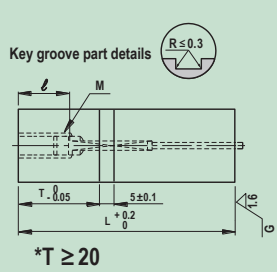
STEEL GRADE <b>M</b>	Catalog No.
HARDNESS <b>H</b>	Type Shape
SKD11 60 ~ 63HRC	HJMC (B)
SKH51 61 ~ 64HRC	HSJMC (C)
HAP40 64 ~ 67HRC	PHJMC (E)

**With tapping (แบบมีรูเกลียว)**



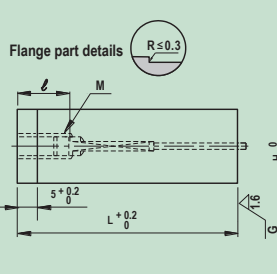
STEEL GRADE <b>M</b>	Catalog No.
HARDNESS <b>H</b>	Type Shape
SKD11 60 ~ 63HRC	HJKC (B)
SKH51 61 ~ 64HRC	HSJKC (C)
HAP40 64 ~ 67HRC	PHJKC (E)

**With key groove (แบบมีร่องขลิบ)**



STEEL GRADE <b>M</b>	Catalog No.
HARDNESS <b>H</b>	Type Shape
SKD11 60 ~ 63HRC	HJFC (B)
SKH51 61 ~ 64HRC	HSJFC (C)
HAP40 64 ~ 67HRC	PHJFC (E)

**Single flange (แบบมีขาข้างเดียว)**



STEEL GRADE <b>M</b>	Catalog No.
HARDNESS <b>H</b>	Type Shape
SKD11 60 ~ 63HRC	HJWC (B)
SKH51 61 ~ 64HRC	HSJWC (C)
HAP40 64 ~ 67HRC	PHJWC (E)

**Double flange (แบบมีขา 2 ข้าง)**

