

Handy Manual Pulse Generator



HC1 Series



Outline

HC1 is the most compact model of all our MPG series, developed for usage in numerous industrial areas.

Features

- Compact, thin-line and lightweight (26mm)
- Axis/Multiplication selection can be set according to customers' requirement
- Sealed structured box
- RoHS compliant (box/cord)
- Exclusive easy-to-attach holder as a standard accessory
- Rubber magnet for option
- Logo can be printed on the wheel cover

Specifications

1. Body	
Dimension	124×73×26(mm)*
LED Visible Indicator	DC24V Green
Noise Immunity	EN50082-2 compliant
Other Features	Logo available on the wheel cover

* excluding hook, switch and knob

2. Mechanical specifications	
2.1 Rotary Encoder Unit	

* See RE45B page for details

2.2 Selector Switches	
-----------------------	--

* See MR8A/MR8C page for details

3. Environmental specifications	
Operating temperature	-10℃ ~ +60℃ 14F ~ 140F
Storage temperature	-40℃ ~ +70℃ 40F ~ 158F

4. Curl/Straight Cords	
Curl Cord	19/25-conductor shielded cable 19-conductor: select from 2m, 3m, 4m, 5m 25-conductor: select from 3m, 5m (We will select either 19 or 25-conductor in accordance with required functions) For further details, please see the catalogues for curl cords
	Straight Cord

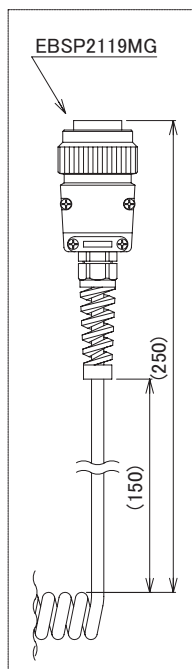
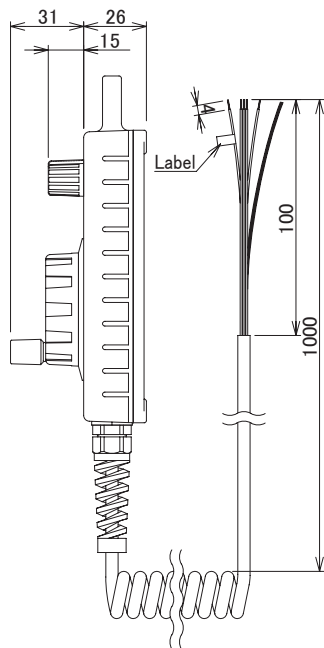
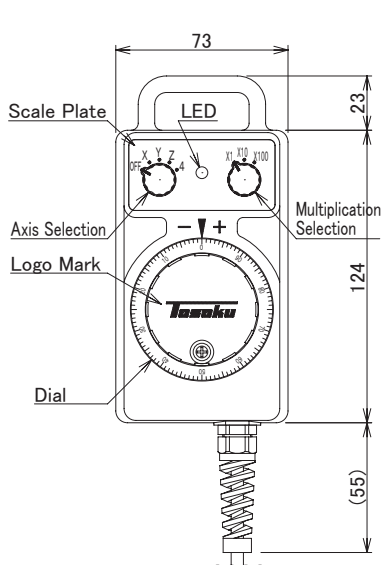
5. Connector Unit	
Connector	Waterproofed connector to be attached on the end of the cord optionally provided

Warranty

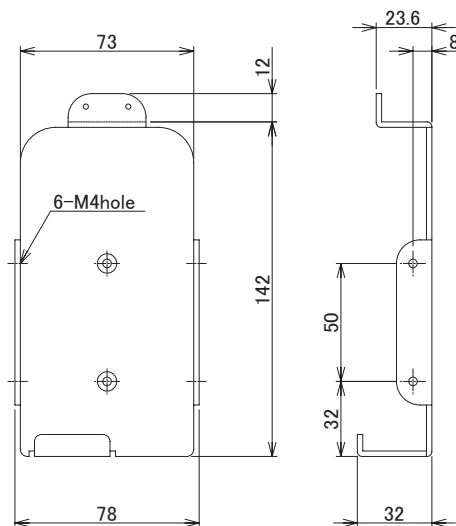
- 1 year from the date of shipment.

Dimensions (mm)

HC1 main unit with curl cord



Original Holder (THA)



Material: SPCC(t2.3)
(Black chromate filming)

Part Number Designation

	HC1	2	1	A	B	2	1	03
	Name of series							
		number of pulse						Optional selector switch
		1 100 PPR						selection switch
※1		2 25 PPR						※6 03 Digital code switch (Gray code 30° type)
		※1 100 clicks / 25 pulses per rotation.						※6 The starting position of a cordswitch is 0, and the step angle is 30°.
		power supply voltage						※5 Options of connectors
		1 12V						0 without connector
		5 5V						1 With a male side connector
		D 5V (a differential output)						2 With a male & a female side connector
※2		2 24V (for photocoupler only)						9 With a specification connector
		※2 Output circuit is open collector.						※5 In case nothing specified, there will be no connector attached.
								※4 Curl Cord
								1 With 2m curl cord*
								2 With 3m curl cord
								3 With 5m curl cord
								4 With 4m curl cord*
								※4 Tosoku choose the number of cables by the function. *19 conductors only
								Logo Mark on Dial
								B With TOSOKU Logo Mark
								C With No Logo Mark
								D With a specified Logo Mark
※3		Axial Select Description		Magnification Select Description				
	A	OFF X Y Z 4		×1 ×10 ×100				
	B	OFF X Y Z 4 5		×1 ×10 ×100				
	C	OFF X Y Z 4 5 6		×1 ×10 ×100				
	D	OFF X Y Z 4 5 6 7		×1 ×10 ×100				
	E	OFF X Y Z 4 5 6 7 8		×1 ×10 ×100				
	F	OFF X Y		×1 ×10 ×100				
	G	OFF X Y Z		×1 ×10 ×100				
	H	X Y		×1 ×10 ×100				
	J	X Y Z		×1 ×10 ×100				
	K	X Y Z 4		×1 ×10 ×100				
	L	X Y Z 4 5		×1 ×10 ×100				
	M	X Y Z 4 5 6		×1 ×10 ×100				
	N	X Y Z 4 5 6 7		×1 ×10 ×100				
	P	X Y Z 4 5 6 7 8		×1 ×10 ×100				

★HC115 is for FANAC NC equipment.
★HC121 is for MITSUBISHI NC equipment. (MELDAS)

※3 Description other than above is available upon request.